



Product Code . JL-EE-3648

ENT Surgical Microscope

Description

ENT Surgical Microscope

Innovative designed, highly versatile with latest 90Deg straight optical system

15x wide field eye pieces

3 step magnification (5x, 10x & 20x) or

5 step magnification (0. 4x, 0. 63x, 1x, 1. 6x & 2. 5x) or

Continuous zoom (5x ~ 25x)

Beam splitter with 'c' mount

CCD digital camera

Working distance : f= 200mm objective lens

Interpupillary distance adjustment: 55mm to 75mm

Focusing – manual or motorized with foot control

LCD monitor/screen : mount on microscope to display live surgery




Light source : 15v-150w / 24v-250w twin halogen reflector lamp

Illumination control : continuous adjustment

Co-axial through-the-lens fiber optic light guide, white bright light

Field of illumination : 70mm

Filter : cobalt blue, red-free, heat absorbing filter

Jain Laboratory Instruments Pvt. Ltd,
Hargolal Road, Ambala Cantt, Haryana India
Direct Contact Details  +91-8569909696  sales@jlabexport.com
 www.jlabexport.com